

# House District 36 | 2022–2031

The ideal district population, **39,202**, is based on the 2020 Census.  
**HD 36** has **38,603** people, which is **-1.53%** from the ideal.  
**100%** of the people in the district are new constituents.

- 13.14% of the district is American Indian and Alaskan Native, alone or in combination with one or more other races.
- 1.61% of the district is Asian, alone or in combination with one or more other races.
- 3.98% of the district is Black or African American, alone or in combination with one or more other races.
- 0.22% of the district is Native Hawaiian or other Pacific Islander, alone or in combination with one or more other races.
- 75.93% of the district is non-Hispanic white.
- 4.26% of the district is some other race or ethnicity.
- 5.72% of the district is of Hispanic or Latino origin.

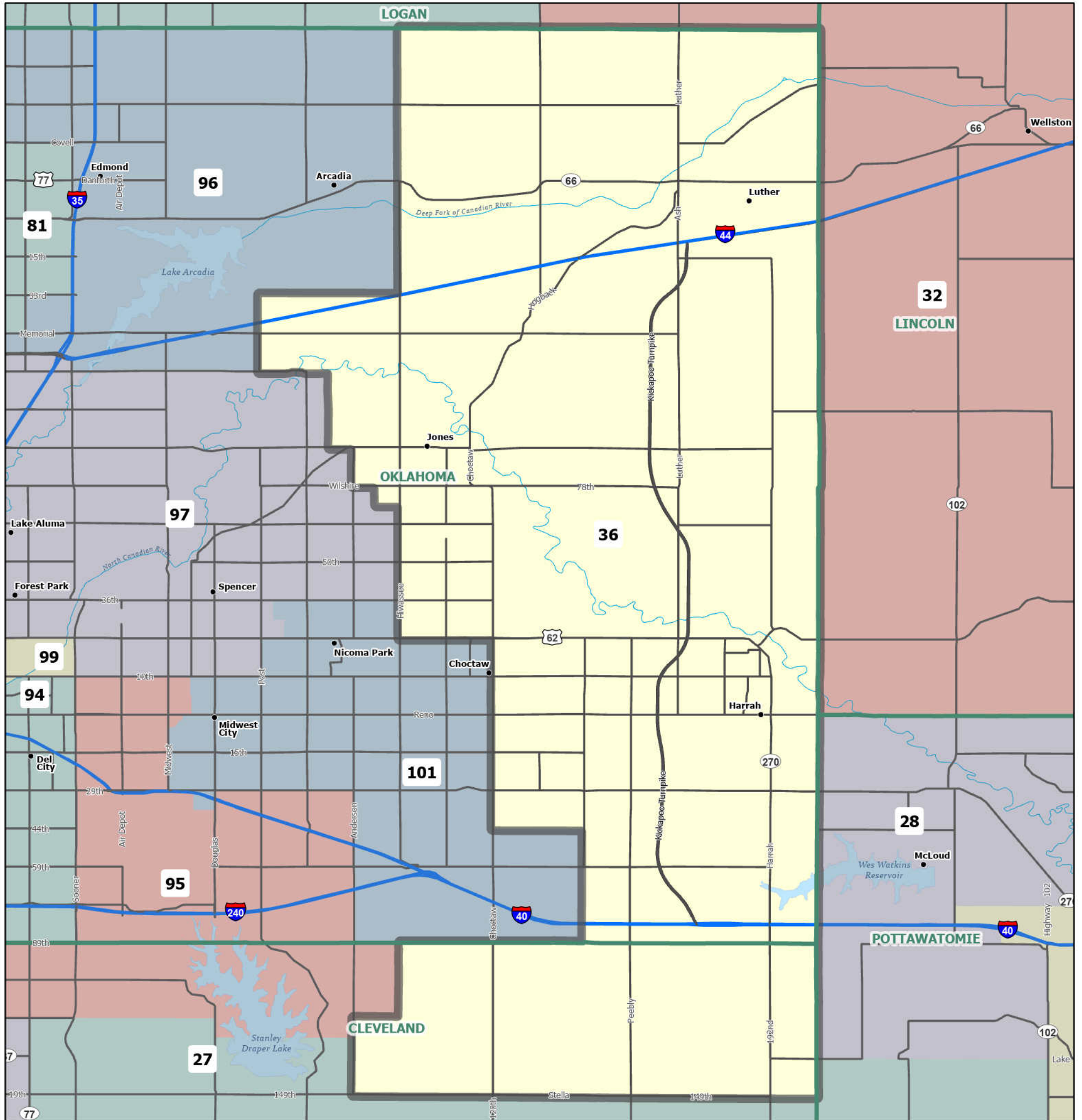
Counties: Cleveland, Oklahoma

Cities: Choctaw, Edmond, Harrah, Jones, Luther, Norman, Oklahoma City

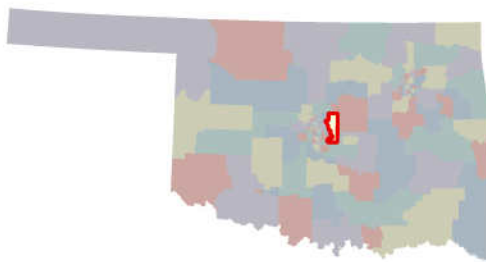
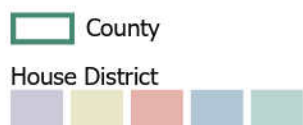
School Districts: Choctaw/Nicoma Park, Edmond, Harrah, Jones, Little Axe, Luther, McLoud, Midwest City-Del City, Moore, Oklahoma City

Senate Districts: 15, 17, 28, 42, 48

Congressional Districts: 4, 5



Area: 241 square miles  
 1 inch equals 2.71 miles



10/29/2021  
 Data: 2020 Census State Redistricting Data (Public Law 94-171)  
 Summary File. Prepared by the U.S. Census Bureau, 2021.  
 ODOT, Esri, OU CSA, OWRB.

